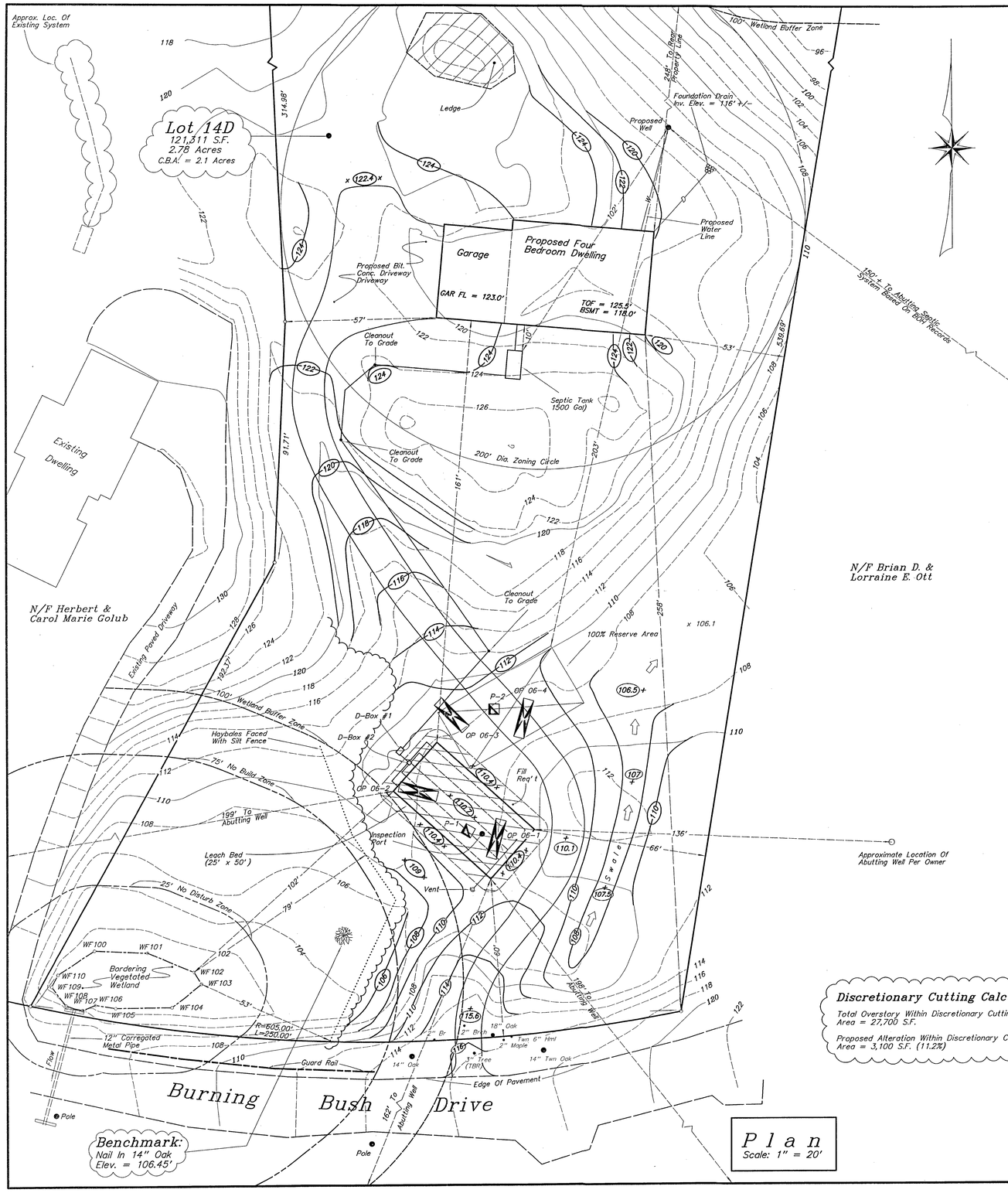

Design Data

1. Percolation test was performed on August 28, 2006 by The Neve-Morin Group, Inc. and observed by Kendell Quarles for the Boxford Board of Health.
2. Percolation rate: 1" in 19 minutes. (Class II) (Use 20 min./inch for design)
3. Design flow (Title 5): 4 bedrooms x 110 gallons per bedroom per day = 440 G.P.D.
4. Septic tank required: Design flow; 440 G.P.D. x 300% equals 1320 gallons per day.
5. Septic tank selected: 2-compartment, monolithic, 1500-gallon tank
6. Design flow (Local Board of Health): 4 bedrooms x 165 gallons per bedroom per day = 660 G.P.D.
7. Leaching area required: (see system section detail)
8. Piping shall be 4" schedule 40 P.V.C., unless noted otherwise. (see system profile)
9. Any unused inlets or outlets shall be plugged. Use hydraulic compound connections to provide watertightness at septic tank and distribution box inlets and outlets.
10. This system design will accommodate a garbage grinder. However, the use of one is not recommended by the design engineer.
11. Materials and installation shall be in accordance with the Massachusetts Environmental Code (Title 5) and the Sanitary Code of the Local Board of Health.
12. The Design Engineer in the presence of the town health agent shall perform periodic inspections of this facility. Upon completion of the construction, the Design Engineer shall certify that the installation was made in accordance with his design.
13. No driveways shall be constructed within 10 feet of any portion of this sanitary disposal system.
14. No portion of this sanitary disposal system shall be within 10 feet of any constructed water service.
15. This design is not a guarantee of the system's performance. This system shall be serviced on an annual basis to increase its' overall life expectancy.
16. There are no wells or wetlands within 100' of this leaching facility.
17. This design complies with the Massachusetts Wetlands Protection Act.
18. Fill Requirement: Remove all topsoil and subsoil for a distance of 5 feet beyond the leaching facility. Replace with fill as specified in 310 CMR 15.000, "Title 5" section 15.255 (3). For the boundary of the fill requirement, see plan view, cross-hatched area.
19. All system components shall be marked with magnetic marking tape in accordance with 310 CMR 15.221(11).

Soil Logs

Dates Performed: April 18, 2006 & August 28, 2006

Performed By: Isaac Rowe (Neve-Morin Group, Inc.)
Witnessed By: Kendell Quarles (Boxford BOH)

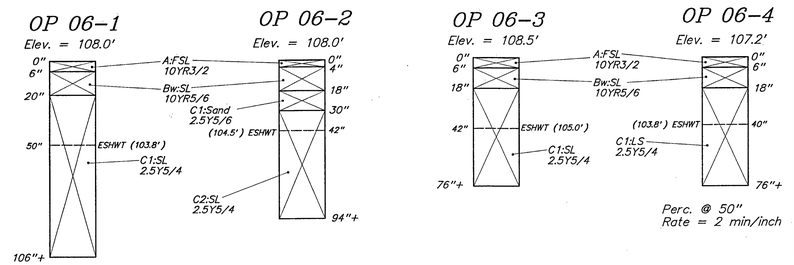

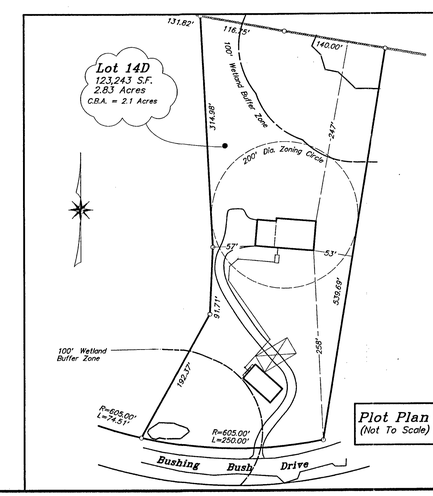

Plot Plan
(Not To Scale)

Legend

- Existing Grade . . . . 87.2 x 88 90
- Finish Grade . . . . 92.3 x 92
- Deep Observation Test Pit Location . . . . .
- Percolation Test Location . .
- Haybales Faced With Silt Fence . . . . . .

Locus Map

(Not To Scale)

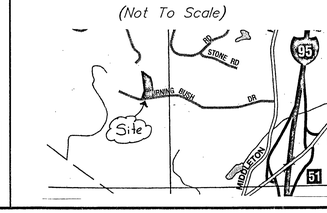

Discretionary Cutting Calculations:

Total Overstory Within Discretionary Cutting Area = 27,700 S.F.

Proposed Alteration Within Discretionary Cutting Area = 3,100 S.F. (11.2%)

THE NEVE-MORIN GROUP, INC.
Engineers - Surveyors - Environmental Consultants - Land Use Planners
447 Old Boston Road - U.S. Route 1
Topsfield, Massachusetts 01983
Telephone Number: 978-887-8586
Facsimile Number: 978-887-3480

COMMONWEALTH OF MASSACHUSETTS REGISTERED PROFESSIONAL ENGINEER JOHN M. MORIN CIVIL No. 38596

Designed By: I.M.R.
Drafted By: I.M.R.
Checked By: J.M.M.
Scale: As Noted
Date: March 19, 2007

Revisions		
No.	Description	Date
1.	Modify Driveway Location And Grading	9/25/14

Sanitary Disposal System

Designed For

Herbert & Carol Marie Golub
Lot 14D - Burning Bush Drive
Boxford, Massachusetts

Drawing No. S-2524

Sheet No. 1 Of 2